



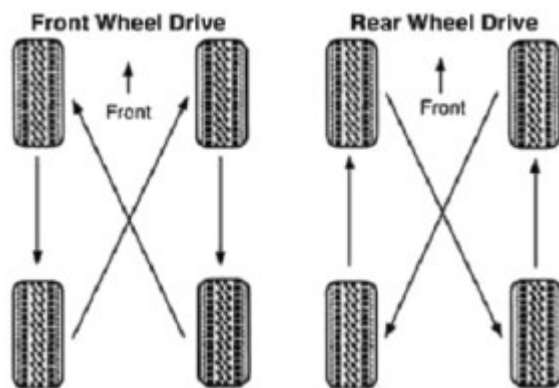
## Tyre rotation

---

Tyre rotation is vital to achieving even tread wear and long tread life. Rotation is necessary because of the uneven wear characteristics of each wheel position on the vehicle. A good example is Front Wheel Drive vehicles which places braking, steering and driving forces on the front axle tyres. Rear axle tyres only receive braking forces resulting in a much faster wear rate for the front axle tyres. Tyre rotation for these vehicles therefore becomes very important for optimum tyre life.

Tyre rotation should be undertaken every 5,000 to 8,000 kilometres:  
**EVEN IF THERE IS NO SIGN OF UNEVEN WEAR**

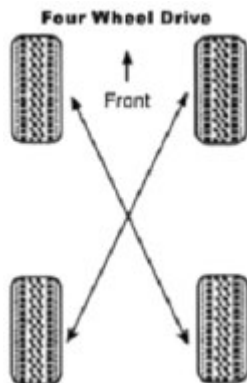
### Cross Rotation



The "Cross Pattern" provides the best results and can be performed on any Front or Rear Wheel Drive vehicle equipped with 4 non-unidirectional tyres. (Unidirectional tyres must be rotated front to rear only.)

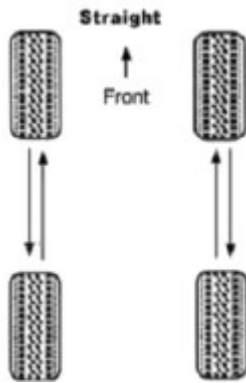
**NOTE:** Free rolling axle tyres are crossed and installed to the drive axle, while the drive axle tyres are brought straight to the free rolling axle (without crossing).

### 4-Wheel Drive



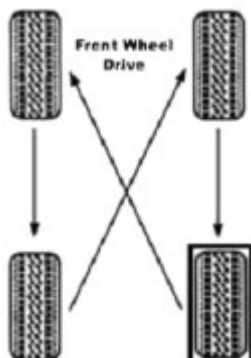
Vehicles equipped with permanent 4-Wheel Drive and those with "on Command" 4-Wheel Drive and driven mainly in 4-Wheel mode, are best suited to a four tyre cross rotation. With this pattern, tyres from both axles are crossed and installed on the opposing axle.

### Straight Rotation



Straight Rotation was developed in the early years of radial tyres. This rotation method simply replaces the front to rear and rear to front.

### 5 Tyre Rotation



If the vehicle owner has a regular tyre as a spare tyre and wishes to include it in the tyre rotation process, the proper procedure is to use the appropriate rotation pattern shown for 4 Tyre Rotation, **BUT insert the spare in the right rear position**. Place the tyre which would have gone to the right rear in the trunk as the new spare.

**Note:** Never include a temporary spare tyre in the rotation.

**IMPORTANT: Unidirectional treads are designed to perform in the direction denoted on the tyre sidewall only. They must always be rotated front to rear - despite the type of vehicle they are installed on - so the direction of the revolution does not change.**



Tyre care tips and facts listed on these pages are recommendations from the [AUSTRALIAN TYRE MANUFACTURERS ASSOCIATION LTD](http://www.atma.com.au)  
ACN 090 058 763